



PALLET MULE

RELIABLE PRODUCTS AND SERVICE



4 WAY JACK

- Built to fit GMA pallet standards, the standard pallet in the grocery industry
- Cast steel toe at fork end to provide strength at this primary point of wear
- Solid 1" by 3" push rods to provide extra strength and prevent flex
- Entry/Exit Rollers for ease of entry and exit
- 2" and 1.75" lower heights available to fit a variety of pallets and applications
- Extensive use of ductile cast iron parts
- Heavy 7 gauge steel in major structural components
- Premium polyurethane steer wheels on an aluminum core
- Sealed bearings provide reduced rolling resistance and longer life



PALLET MULE 4-Way Pallet Jack is the right choice for high usage, mission critical operations where down-time can be very costly because it has been known for over fifty years for its durability, reliable performance and its low long term cost of ownership. Examples of specific applications for the Four Way Pallet Jack are grocery stores, food service providers and distribution centers.

Pallet Mule All American Pallet Jacks are built heavier and more durable than the lower cost import pallet jacks to withstand the demands of continuous daily use. They are designed and built to perform safely and consistently all day every day and are supported by the most professional service and support in the industry. Don't just settle for any pallet jack!

Wesley International
3680 Chestnut Street
Scottsdale, GA 30079

BY
WESLEY
INTERNATIONAL

Sales: 800-241-2869
Fax: 404-292-8469
sales@wesleyintl.com
www.wesleyinternational.com



PALLET MULE

RELIABLE PRODUCTS AND SERVICE



The Perfect Tool For Grocery Stores,
Food Service Providers And
Distribution Centers.



Automatic return rectangular handle reinforced at stress points

One piece rebuildable ductile iron pump


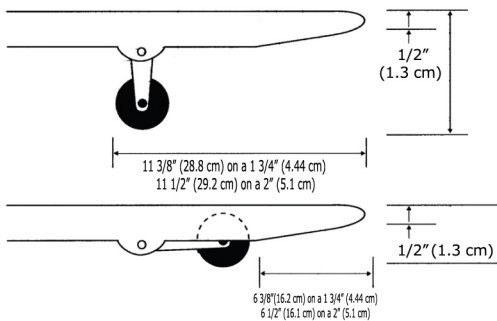
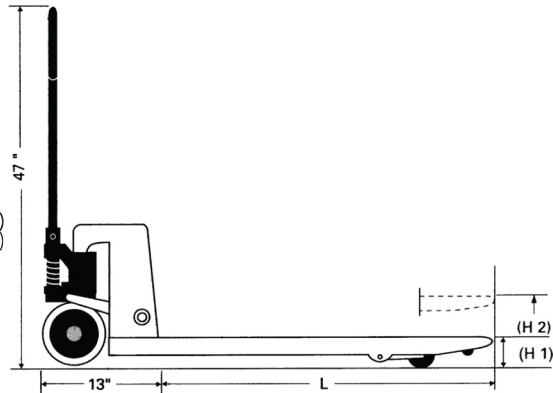
Designed to go into the cut-outs on a GMA pallet

Cast metal toes with entry wheels

Super reinforced solid push rods

4-WAY ENTRY PALLET MULE 5000# (2,272.7 kg)

Load Capacity	5000# (2,272.7 kg)
Fork Heights: Lowered (H 1)	2" (5.1 cm) 1 3/4" (4.4 cm)
Raised (H 2)	5 3/4" (14.6 cm) 5 1/2" (14 cm)
Standard Widths Across Forks (A)	33" (83.8 cm) 33" (83.8 cm)
Fork Width (B)	6 1/4" (15.9 cm) 6 1/4" (15.9 cm)
Standard Fork Lengths (L)	48", 42", 36" (121.9 cm, 106.7 cm, 91.4 cm)
Load Wheels	2" X 4" (5.1 cm X 10.2 cm) 1 3/4" X 4" (4.4 cm X 10.2 cm)
Steer Wheels	5 3/4" X 2" Poly (14.6 cm X 5.1 cm) 5 1/4" X 2" Poly (13.3 cm X 5.1 cm)
Approximate Weight	235# (106.8 kg) - 225# (102.3 kg)



Wesley International
3680 Chestnut Street
Scottsdale, GA 30079

BY
WESLEY
INTERNATIONAL

Sales: 800-241-2869
Fax: 404-292-8469
sales@wesleyintl.com
www.wesleyinternational.com